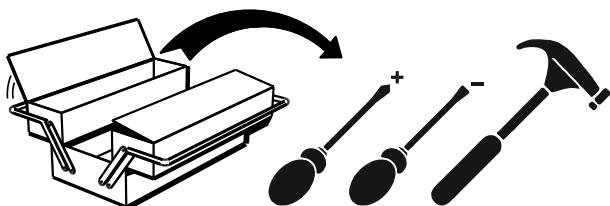
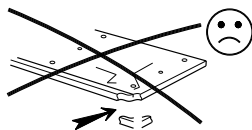
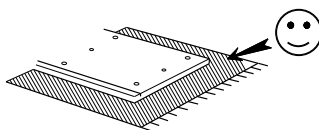
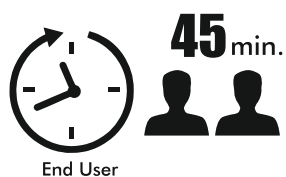
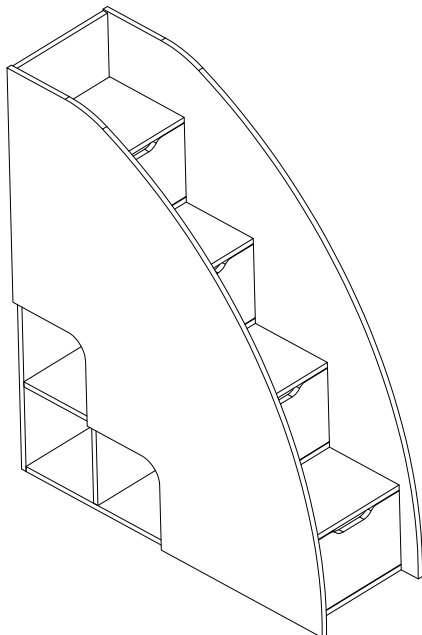


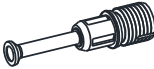

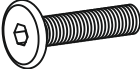





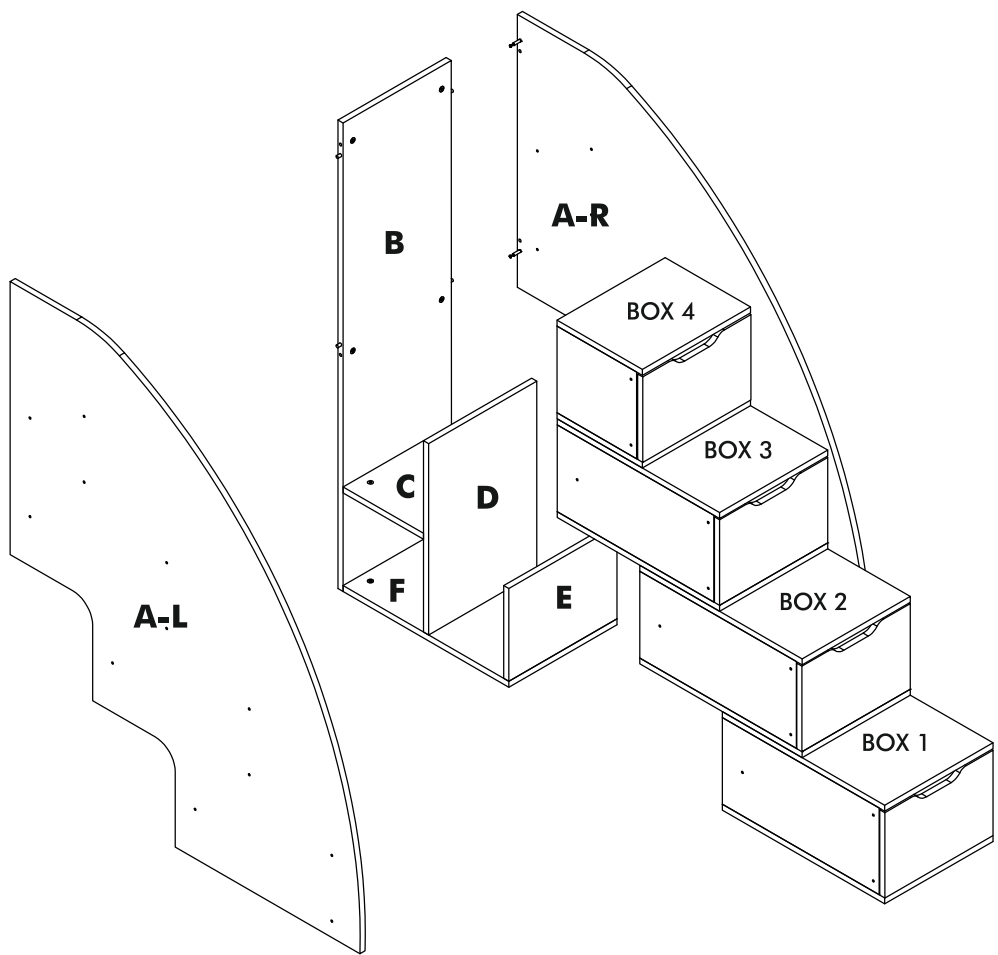
MULTIMO

A 216 LEDDER




Track Title	Piece	(inch)			(mm)			
		Thickness	Length	Width	Piece	Thick	Height	Most
A		0,71	56,30	48,43	2	18	1430	1230
B		0,71	56,10	14,96	1	18	1425	380
C		0,71	10,75	14,96	1	18	273	380
D		0,71	22,91	14,96	1	18	582	380
E		0,71	11,10	14,96	1	18	282	380
F		0,71	22,87	14,96	1	18	581	380
BOX 1		11,81	14,96	22,91	1	300	380	582
BOX 2		11,81	14,96	22,91	1	300	380	582
BOX 3		11,81	14,96	22,91	1	300	380	582
BOX 4		11,81	14,96	11,81	1	300	380	300

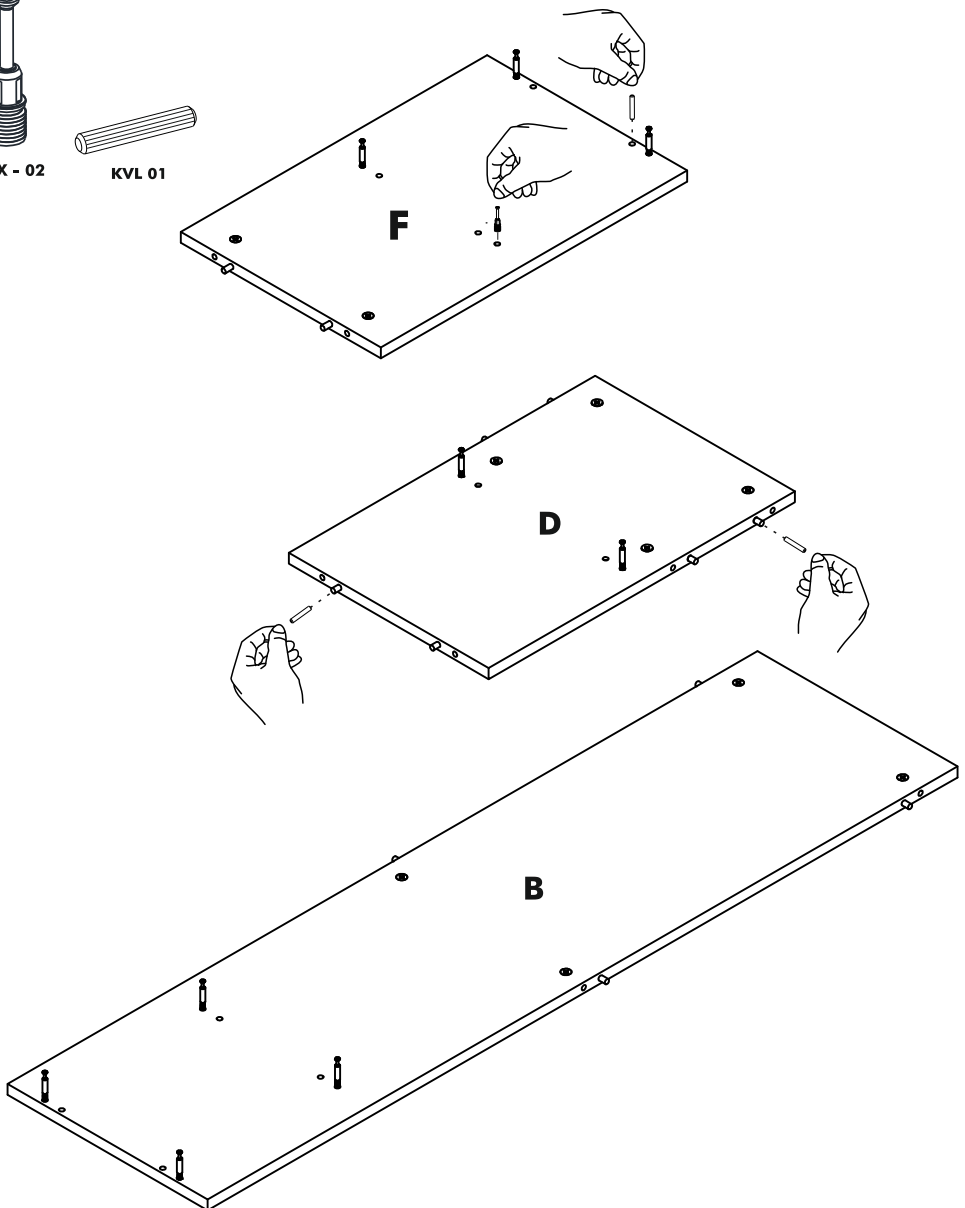
<p>MNX 02</p>  <p>24 / piece</p>	<p>MNG - 01</p>  <p>24 / piece</p>	<p>CT - 02 (6x30) mm</p>  <p>26 / piece</p>	<p>AL - 01</p>  <p>4</p>
<p>KVL 01</p>  <p>56 / piece</p>	<p>TAP - 01</p>  <p>24 / piece</p>		



STEP 1


MNX - 02

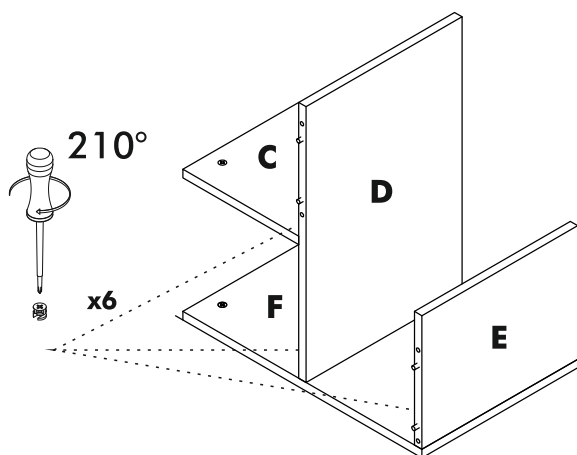

KVL 01



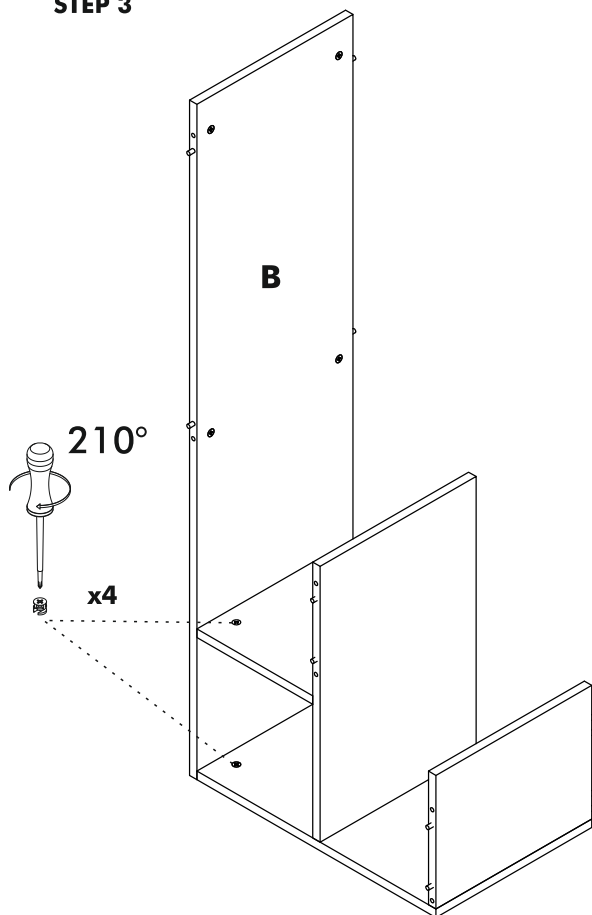
STEP 2



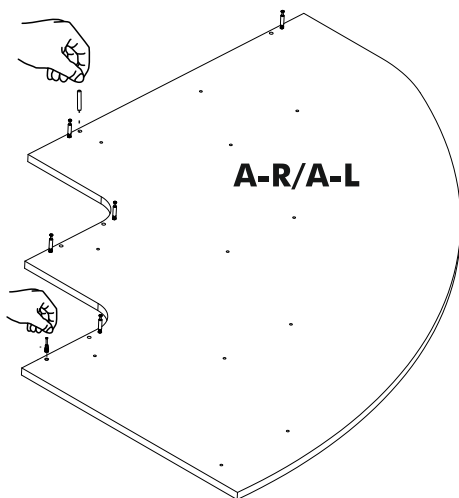
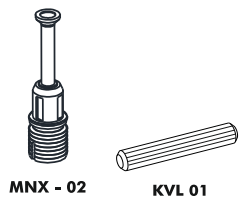
MNG - 01



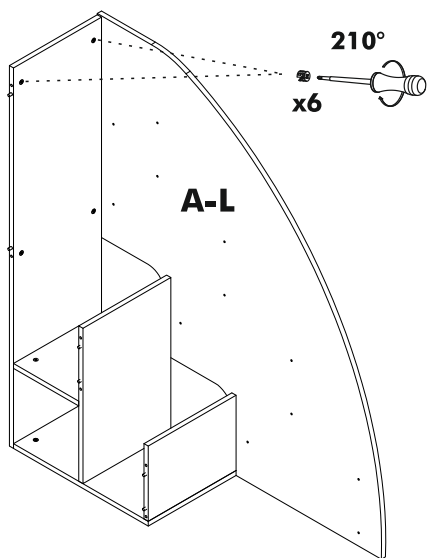
STEP 3



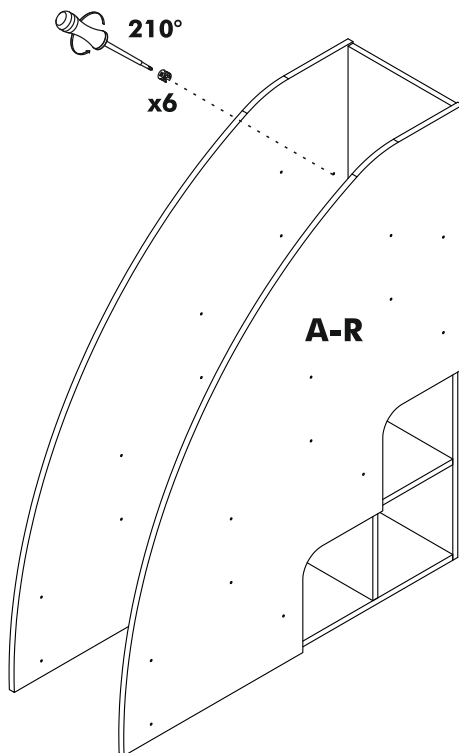
STEP 4



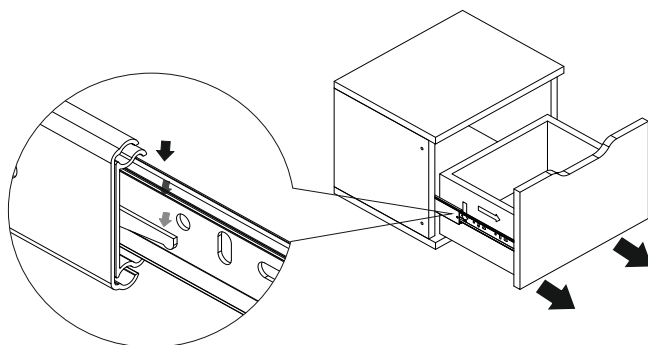
STEP 5



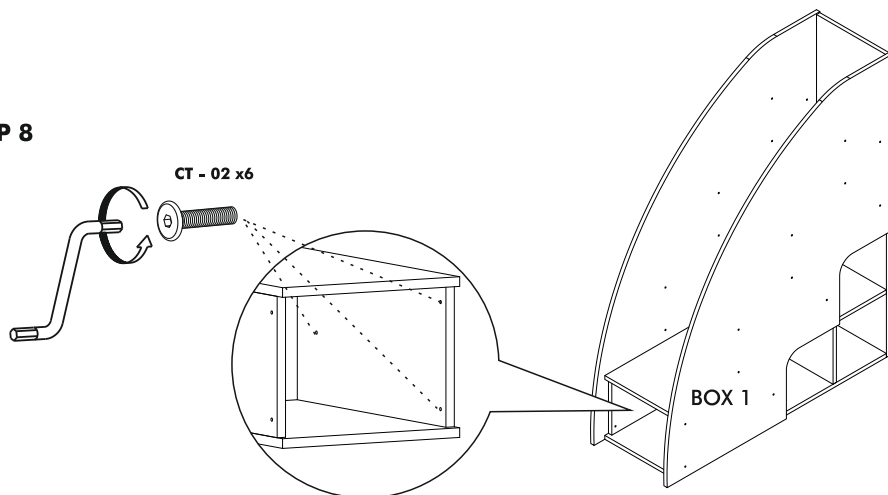
STEP 6



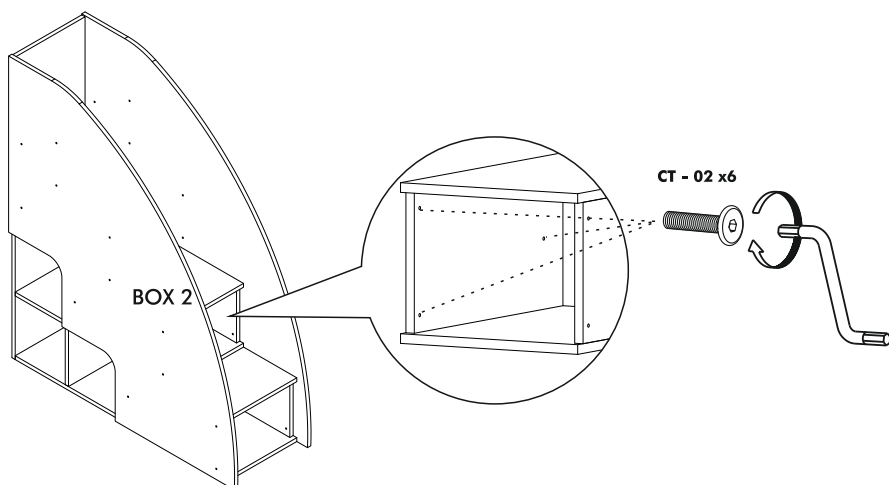
STEP 7



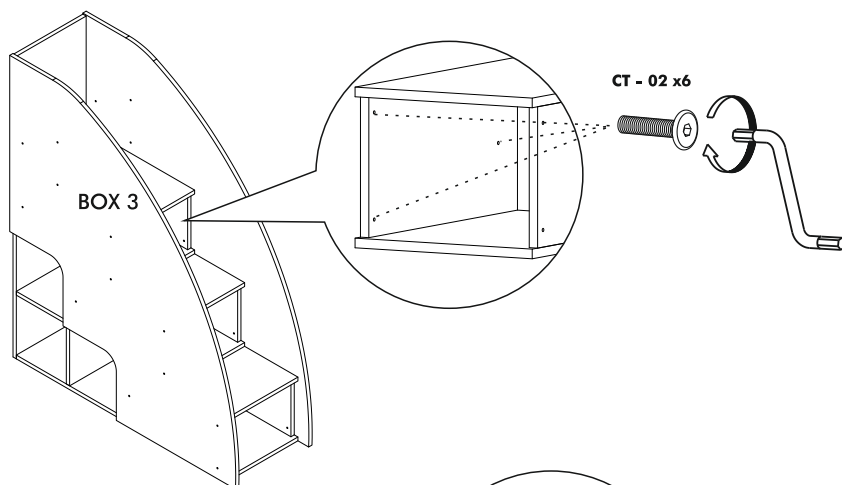
STEP 8



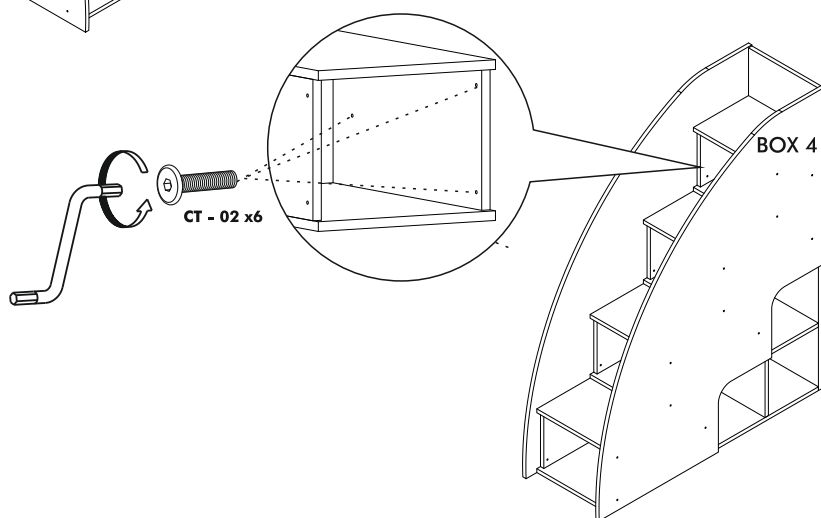
STEP 9



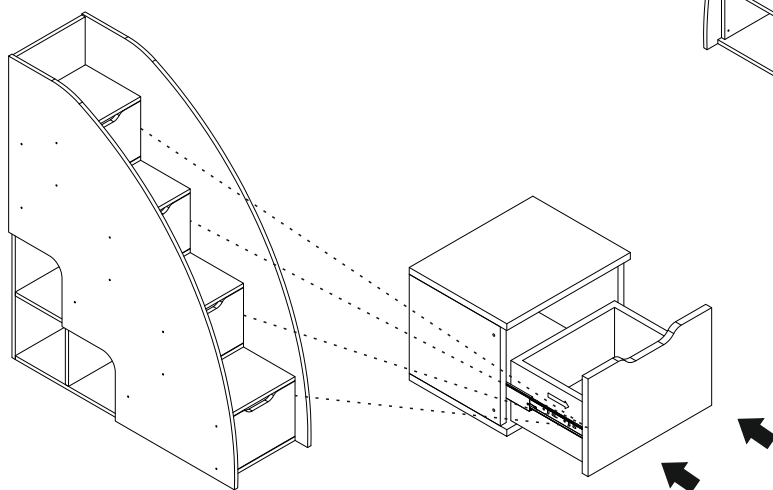
STEP 10



STEP 11



STEP 12



1. Unless an item is free standing, when mounting on a regular drywall, furniture must be fastened to wood or metal studs. Solid walls made of brick, concrete or similar materials are also acceptable. Do not mount furniture on to paper-mache or sheetrock like material without properly affixing it to stud.
2. For safety and longevity of the product you must periodically inspect the mounting and mechanical connections for integrity and tightness. Confirm that hardware remains properly affixed and connections are snug.
3. Unless noted otherwise on the product page, Wall Bed mattress thickness may not exceed 8 inch. Make sure to remove pillows and excess blankets before closing. This keeps mechanism free of obstructions and unnecessary stress.
4. Do not lean or rest heavy objects on sides or top of furniture. This may cause balance issues and compromise the integrity of your mounting connections.
5. Please use beds, desks and shelving as intended. Improper use may cause personal injury and damage to property.
6. With seasonal humidity change you must inspect interior and exterior of furniture.
7. Single, Twin, Twin XL beds accommodate the weight of one person, up to 250 lb. Exceeding recommended weight restrictions may lead to personal injury and property damage.
8. Before any un-mounting or disassembly please contact Multimo for technical support and instructions. Failure to properly detach wall bed may result in personal injury and property damage.
9. Some wall beds have legs that fully extend when open - be aware of where the leg is and will be.



WARNING

IMPORTANT! HAZARD WARNING!

All Wall Beds contain sophisticated and powerful lifting mechanism.
Failure to follow assembly and installation instructions may result in **severe personal injury and damage of the product.**

SECURE RIGIDLY TO A WALL!

Improper attaching wall bed to a wall will create a tip-over hazard and may result in severe personal injury or even death.
ONLY qualified installers should install or remove a wall bed.

10. For Bunk Beds:

- a. Always use provided ladder when accessing top bunk.
- b. Be slow, careful and aware of surroundings when opening top bunk.
- c. Do not horseplay. Beds are to be slept on only.



WARNING

To help prevent serious or fatal injuries due to entrapment or falls

- Never allow a child under 6 on upper bunk.
- Use only Twin/Twin XL size mattress on upper bunk.
- Ensure mattress thickness doesn't exceed 6", and that mattress surface at least 5" below upper edge of guard rails



WARRANTY

RETAIL RESIDENTIAL TERM

Lifetime guarantee on hardware.

5 year structural guarantee on cabinetry.

COMMERCIAL TERM

Lifetime guarantee on hardware.

2 year structural guarantee on cabinetry.



www.multimobeds.com